

Date: _____

Name: _____ Telephone: _____
 School/ Company: _____
 Address: _____
 City: _____ State: _____ Zip: _____
 Email: _____ Fax: _____

How to Request a Quote

Fill out the form below and draw your partitions. Send it to us and we will provide you with an accurate quote.

Email sales@schoolfix.com

Fax 800-964-4629

Mail 215 South Sherman Street
 Vassar, MI 48768

Phenolic Core Restroom Partitions

Choose Mounting Style

- Floor Anchored Overhead Braced (Most Popular) Floor to Ceiling Floor Anchored

Choose additional options if needed

- Handicapped Stalls (If so, how many? _____)

Choose additional upgrades if needed

- Continuous Brackets Continuous Hinges

Circle Your Color (Options below)

Solid Color-Thru (2-3 Weeks)



Hazelnut



Cinnamon



Sage



Navy




Gray Mist



Black

In-Stock Colors Available



Almond



Neutral Glace




Natural Canvas



Desert Zephyr



Tungsten EV



Taupe



Silver Gray



Folkstone Celesta



Dove Gray



Graphite Grafix

** Please send a layout or any additional information along with your quote form.



School Fix Catalog
215 South Sherman St. Vassar, MI 48768
P: 800-930-6299 F: 800-964-4629
www.SchoolFix.com

PARTITION QUOTE

Date: _____

Name: _____ Telephone: _____
School/ Company: _____
Address: _____
City: _____ State: _____ Zip: _____
Email: _____ Fax: _____

How to Request a Quote

Fill out the form below and draw your partitions. Send it to us and we will provide you with an accurate quote.

Email sales@schoolfix.com

Fax 800-964-4629

Mail 215 South Sherman Street
Vassar, MI 48768

FREE STANDING - RESTROOM STALLS QUICK DESIGN QUESTIONS

1. Draw your birds eye view of your restroom.
2. How many stalls? Are any handicap accessible, if so where? (Draw in the stalls)
3. Give overall dimensions. Including width and depth of each stall.
4. What type of material do you want? Powder coated steel, solid plastic, phenolic, stainless steel or laminate.
5. Confirm style. Floor anchored overhead braced, floor anchored, ceiling hung or floor and ceiling anchored.

FREE STANDING



Date: _____

Name: _____ Telephone: _____
School/ Company: _____
Address: _____
City: _____ State: _____ Zip: _____
Email: _____ Fax: _____

How to Request a Quote

Fill out the form below and draw your partitions. Send it to us and we will provide you with an accurate quote.

Email sales@schoolfix.com

Fax 800-964-4629


Mail 215 South Sherman Street
Vassar, MI 48768

BETWEEN TWO WALLS - RESTROOM STALLS

QUICK DESIGN QUESTIONS

1. Draw your birds eye view of your restroom.
2. How many stalls? Are any handicap accessible, if so where? (Draw in the stalls)
3. Give overall dimensions. Including width and depth of each stall (Either wall to wall for between walls design) or (Wall to end of Toilet Stalls for in a corner design).
4. What type of material do you want? Powder coated steel, solid plastic, phenolic, stainless steel or laminate.
5. Confirm style. Floor anchored overhead braced, floor anchored, ceiling hung or floor and ceiling anchored.

BETWEEN 2 WALLS



Date: _____

Name: _____ Telephone: _____
School/ Company: _____
Address: _____
City: _____ State: _____ Zip: _____
Email: _____ Fax: _____

How to Request a Quote

Fill out the form below and draw your partitions. Send it to us and we will provide you with an accurate quote.

Email sales@schoolfix.com

Fax 800-964-4629

Mail 215 South Sherman Street
Vassar, MI 48768

IN A CORNER - RESTROOM STALLS QUICK DESIGN QUESTIONS

1. Draw your birds eye view of your restroom.
2. How many stalls? Are any handicap accessible, if so where? (Draw in the stalls)
3. Give overall dimensions. Including width and depth of each stall (Either wall to wall for between walls design) or (Wall to end of Toilet Stalls for in a corner design).
4. What type of material do you want? Powder coated steel, solid plastic, phenolic, stainless steel or laminate.
5. Confirm style. Floor anchored overhead braced, floor anchored, ceiling hung or floor and ceiling anchored.

IN CORNER

