

Date: \_\_\_\_\_

Name: \_\_\_\_\_ Telephone: \_\_\_\_\_  
 School/ Company: \_\_\_\_\_  
 Address: \_\_\_\_\_  
 City: \_\_\_\_\_ State: \_\_\_\_\_ Zip: \_\_\_\_\_  
 Email: \_\_\_\_\_ Fax: \_\_\_\_\_

**How to Request a Quote**

Fill out the form below and draw your partitions. Send it to us and we will provide you with an accurate quote.

**Email** sales@schoolfix.com

**Fax** 800-964-4629

**Mail** 215 South Sherman Street  
 Vassar, MI 48768

**Solid Plastic Restroom Partitions**

**Choose Mounting Style**

- Floor Anchored Overhead Braced (Most Popular)     Floor to Ceiling     Floor Anchored

**Choose additional options if needed**

- Handicapped Stalls (If so, how many? \_\_\_\_\_)

**Choose additional upgrades if needed**

- Continuous Brackets     Continuous Hinges

**Circle Your Color (Options below)**




White




Cream



Ivory Essence  
Speckle



Caramel




Mocha




Metallic Bronze




Olive




Moss




Hunter Green




Azure




Blue




Burgundy




Folkstone Gray




Gray



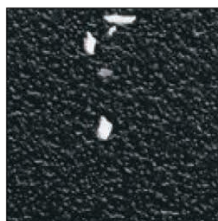
Metallic Silver



Charcoal



Black



Black Confetti

\*\* Please send a layout or any additional information along with your quote form.



**School Fix Catalog**  
215 South Sherman St. Vassar, MI 48768  
P: 800-930-6299 F: 800-964-4629  
www.SchoolFix.com

## PARTITION QUOTE

Date: \_\_\_\_\_

Name: \_\_\_\_\_ Telephone: \_\_\_\_\_  
School/ Company: \_\_\_\_\_  
Address: \_\_\_\_\_  
City: \_\_\_\_\_ State: \_\_\_\_\_ Zip: \_\_\_\_\_  
Email: \_\_\_\_\_ Fax: \_\_\_\_\_

### How to Request a Quote

Fill out the form below and draw your partitions. Send it to us and we will provide you with an accurate quote.

**Email** sales@schoolfix.com

**Fax** 800-964-4629

**Mail** 215 South Sherman Street  
Vassar, MI 48768

# FREE STANDING - RESTROOM STALLS QUICK DESIGN QUESTIONS

1. Draw your birds eye view of your restroom.
2. How many stalls? Are any handicap accessible, if so where? (Draw in the stalls)
3. Give overall dimensions. Including width and depth of each stall.
4. What type of material do you want? Powder coated steel, solid plastic, phenolic, stainless steel or laminate.
5. Confirm style. Floor anchored overhead braced, floor anchored, ceiling hung or floor and ceiling anchored.

### FREE STANDING



Date: \_\_\_\_\_

Name: \_\_\_\_\_ Telephone: \_\_\_\_\_  
School/ Company: \_\_\_\_\_  
Address: \_\_\_\_\_  
City: \_\_\_\_\_ State: \_\_\_\_\_ Zip: \_\_\_\_\_  
Email: \_\_\_\_\_ Fax: \_\_\_\_\_

**How to Request a Quote**

Fill out the form below and draw your partitions. Send it to us and we will provide you with an accurate quote.

**Email** sales@schoolfix.com

**Fax** 800-964-4629


**Mail** 215 South Sherman Street  
Vassar, MI 48768

# BETWEEN TWO WALLS - RESTROOM STALLS

## QUICK DESIGN QUESTIONS

1. Draw your birds eye view of your restroom.
2. How many stalls? Are any handicap accessible, if so where? (Draw in the stalls)
3. Give overall dimensions. Including width and depth of each stall (Either wall to wall for between walls design) or (Wall to end of Toilet Stalls for in a corner design).
4. What type of material do you want? Powder coated steel, solid plastic, phenolic, stainless steel or laminate.
5. Confirm style. Floor anchored overhead braced, floor anchored, ceiling hung or floor and ceiling anchored.

**BETWEEN 2 WALLS**





Date: \_\_\_\_\_

Name: \_\_\_\_\_ Telephone: \_\_\_\_\_  
 School/ Company: \_\_\_\_\_  
 Address: \_\_\_\_\_  
 City: \_\_\_\_\_ State: \_\_\_\_\_ Zip: \_\_\_\_\_  
 Email: \_\_\_\_\_ Fax: \_\_\_\_\_

**How to Request a Quote**

Fill out the form below and draw your partitions. Send it to us and we will provide you with an accurate quote.

**Email** sales@schoolfix.com

**Fax** 800-964-4629

**Mail** 215 South Sherman Street  
 Vassar, MI 48768

# IN A CORNER - RESTROOM STALLS QUICK DESIGN QUESTIONS

1. Draw your birds eye view of your restroom.
2. How many stalls? Are any handicap accessible, if so where? (Draw in the stalls)
3. Give overall dimensions. Including width and depth of each stall (Either wall to wall for between walls design) or (Wall to end of Toilet Stalls for in a corner design).
4. What type of material do you want? Powder coated steel, solid plastic, phenolic, stainless steel or laminate.
5. Confirm style. Floor anchored overhead braced, floor anchored, ceiling hung or floor and ceiling anchored.

**IN CORNER**

